

RIVERSIDE COUNTY  
OFFICE OF EDUCATION

JUDY D. WHITE, Ed.D.  
County Superintendent of Schools



CollegeBoard

# Everything CollegeBoard

Riverside County Office of Education  
College and Career Readiness Unit

# Webinar Tips

- This session is being recorded so that others may listen at a later time and will be uploaded to the RCEC website.
- All participant mics have been muted and only panelists and facilitators have the ability to unmute anyone.
- Since all participants have been muted, please use the Q&A and chat features to enter your questions.

**\*\*Every effort has been made to ensure the security of this webinar from “zombombers” but in the event that we experience that, we will resume as soon as the technical difficulties have been resolved.\*\***

# Agenda Overview

- ❑ Understanding Test Optional - Office of the UC President Update
- ❑ Overview of PSAT and RCOE PSAT Subsidy
- ❑ Need to Know Information - College Board SAT
- ❑ Spring 2020 AP Examination Reports - Performance and Participation
- ❑ AP Examination Registration for 2021
- ❑ AP Readiness Program Update

# What Does Test Optional Really Mean?

## DEFINITIONS:

- **Test Optional:** Colleges that make “test optional” decisions leave it up to the student to provide test scores if the student believes that those scores will enhance his application. *Jon Burdick, Vice Provost for Enrollment at Cornell, says that if a student does not submit test scores, there will be more scrutiny given to the rest of the application: course pattern, grades, essays, recommendations, activities and leadership.*
- **Test Blind:** Colleges that make “test blind” decisions will not look at test scores in the admission process even if they are submitted. Usually a college or university that has gone to a test blind policy has made that a permanent decision.

---

# University of California and the Use of Standardized Testing in Admissions

- Every year, approximately 56,000 California students use the SAT to apply to and enroll in out-of-state colleges and private not-for-profit California colleges.
  - Even among California students who eventually enroll in a UC, most also apply to private colleges in California, and nearly half apply to out of state institutions.
  - About 38,000 Californians attend out of state 4-year institutions—more than attend a UC.
  - Colleges and universities outside of California receive more applications from California high school graduates than either UC or CSU.
  - Colleges in states including Arizona, New York, Oregon, Washington, and Massachusetts—each of which enroll 2,000 – 3,600 Californians every year—will likely see substantial declines in enrollment by California students.

## From the College Board

"Regardless of what happens with such policies, our mission remains the same: to give all students, and especially low-income and first-generation students, opportunities to show their strength. We must also address the disparities in coursework and classrooms that the evidence shows most drive inequity in California."

# National Student Clearinghouse Data - Spring 2020

2019 Riverside County High School Graduates - 30,320 = 90.1% Graduation Rate

	Number	Percent
Enrolled in College	19,421	64.1%
Enrolled in 2-year	11,670	38.5%
Enrolled in 4-year	7,751	25.6%
Enrolled in Private	1,670	5.5%
Enrolled In State	17,706	58.4%
Enrolled Out of State	1,715	5.7%

# University of California: Timeline is Now Pending

Entering class	Plan	What this means	Test scores used for
<b>2021</b> (current 11th graders)	Test-optional	<ul style="list-style-type: none"> <li>All students have the option of submitting SAT/ACT scores.</li> <li>Students will not be penalized in the admissions review process for not submitting SAT/ACT scores.</li> <li>Students will no longer be required to submit the SAT Essay/ACT Writing Test</li> </ul>	<ul style="list-style-type: none"> <li>Admissions</li> <li>Scholarships</li> <li>Post-enrollment course placement</li> <li>Statewide eligibility for admissions guarantee</li> </ul>
<b>2022</b> (current 10th graders)	Test-optional	<i>Same as 2021</i>	<i>Same as 2021</i>
<b>2023</b> (current 9th graders)	Test-blind	<ul style="list-style-type: none"> <li>All California public and independent high school students have the option to submit SAT/ACT scores, but those scores may not be used in making admissions decisions.</li> </ul>	<ul style="list-style-type: none"> <li>Scholarships</li> <li>Post-enrollment course placement</li> <li>Statewide eligibility for admissions guarantee</li> </ul>
<b>2024</b> (current 8th graders)	Test-blind	<i>Same as 2023</i>	<i>Same as 2023</i>
<b>2025</b> (current 7th graders)	New test	<ul style="list-style-type: none"> <li>All California high school students submit scores from new test.</li> <li>New test made available to private/independent and out-of-state schools.</li> <li>Nonresidents, and international students submit SAT/ACT or test scores from the new test</li> <li>If no new test is available by 2025, UC will eliminate altogether its standardized testing requirement for California freshman admissions</li> </ul>	<ul style="list-style-type: none"> <li>Admissions</li> <li>Scholarships</li> <li>Post-enrollment course placement</li> <li>Statewide eligibility for admissions guarantee</li> </ul>
<b>2026</b> and beyond	New test	<i>Same as 2025</i>	<i>Same as 2025</i>

As of September 1, 2020 the original plan above is on hold pending the recent Alameda County court decision. UC system said it “respectfully disagrees” with Tuesday’s ruling and is “evaluating whether further legal actions are called for.” UC added that each campus “carefully assessed” whether to use SAT and ACT scores for fall 2021 and fall 2022.

Search

Donate to FairTest

[Home](#) [Public School](#) [College Admissions](#) [Newsletter](#) [Fact Sheets](#) [Act Now](#) [News](#) [Other Resources](#)

## 1,550+ Accredited, 4-Year Colleges & Universities with ACT/SAT-Optional Testing Policies for Fall, 2021 Admissions

Current as of August 31, 2020

### Support Test-Optional Admissions

*You can help encourage even more colleges and universities to treat applicants as "More Than a Score." Your financial support will allow FairTest to promote test-optional policies at more conferences of admissions policy-makers, reach out to additional higher education leaders and distribute copies of this list to counselors and student advocacy groups. Thank you!*

Donate to FairTest

NOTE: This list includes institutions that are "test optional," "test flexible" or otherwise de-emphasize the use of standardized tests by **making admissions decisions -- without using ACT or SAT scores -- for all or many applicants who recently graduated from U.S. high schools.**

As the **endnotes** indicate, some schools exempt students who meet minimum grade-point average or class rank criteria; others require SAT or ACT scores but use them only for placement purposes. Please check with the school's admissions office for details

**International applicants** should refer to this list  compiled by Sarah Loring de Garcia.

1,550+ Accredited, 4-Year Colleges & Universities with ACT/SAT-Optional Testing Policies for Fall, 2021 Admissions

[See the searchable database of schools.](#)

[Find out why and how schools go "Test Optional."](#)

### What's New at FairTest

- Three-Fifths of Four-Year Colleges and Universities Are Test-Optional for Fall 2021 Admission; Total of Schools Not Requiring ACT/SAT Exceeds 1,450
- College Board Sued By Students, FairTest Wins

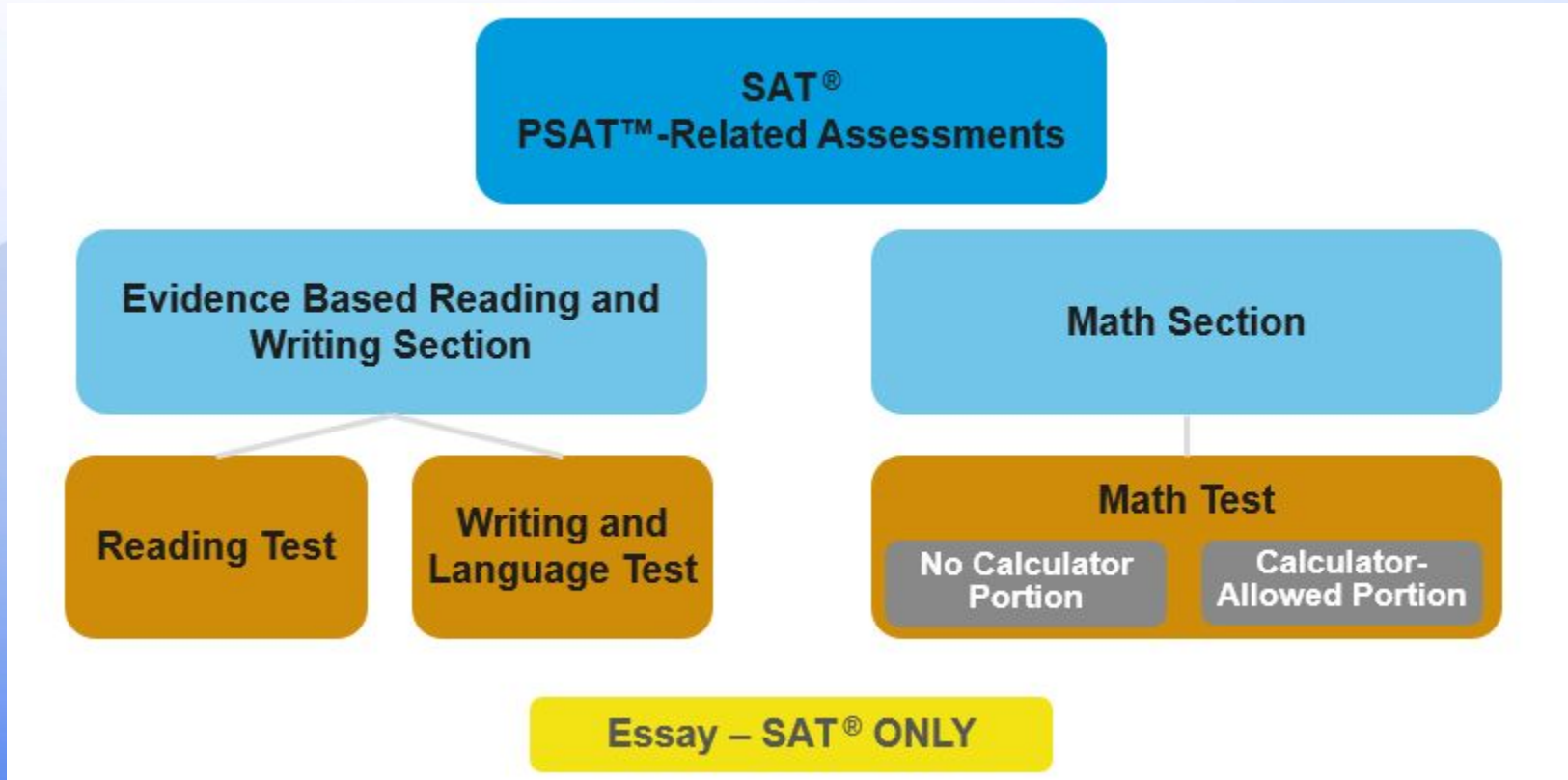
<http://fairtest.org/university/optional>



# Riverside County PSAT Project Intent

- ❑ RCOE PSAT Subsidy to offset cost
- ❑ Increase student access to the PSAT 10 and PSAT 8/9
- ❑ Use the PSAT AP Potential Report to increase student access and success in courses of rigor

# SAT and PSAT Format



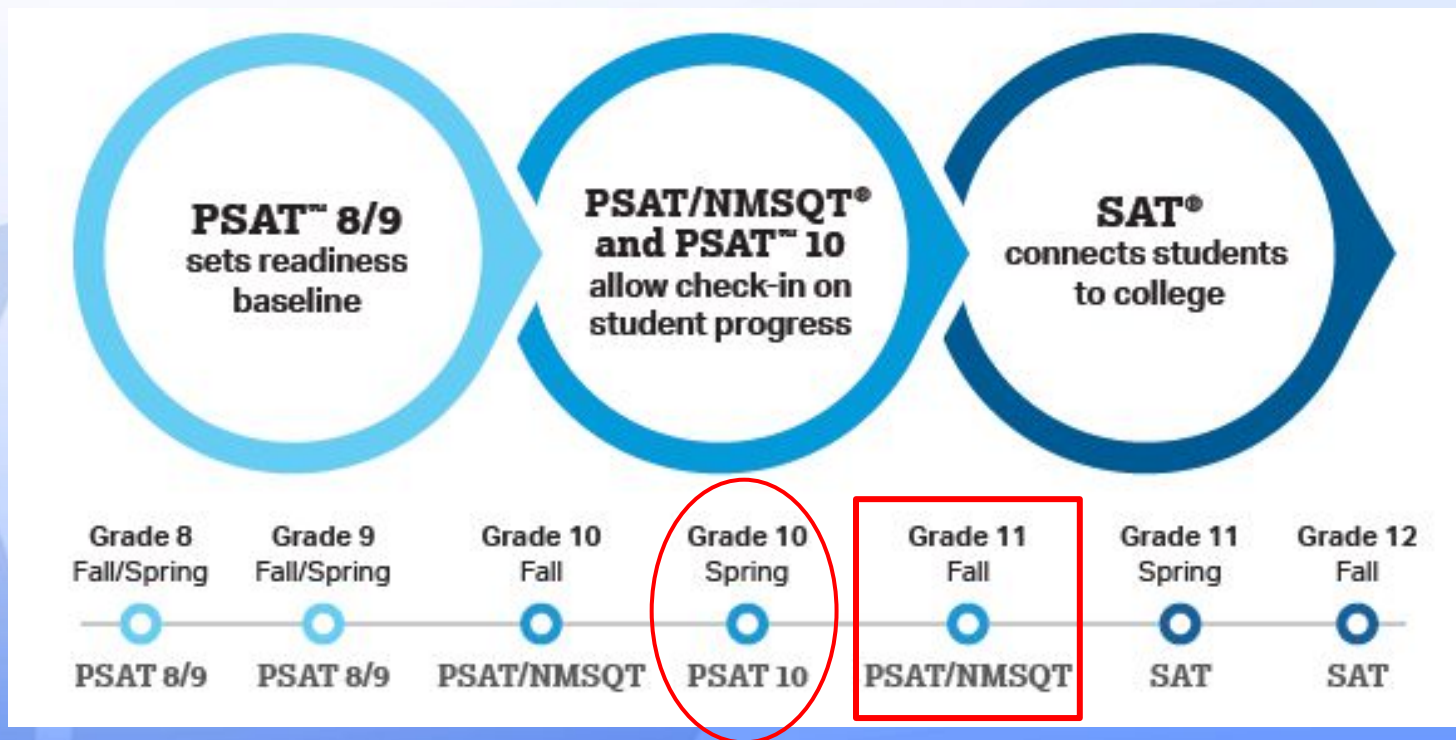
# SAT College and Career Readiness Benchmarks

75% likelihood of earning at least a C in a first-semester, credit-bearing course in a related subject.

Grade-level benchmarks are based on expected student growth year after year.

	Grade 8	Grade 9	Grade 10	Grade 11	SAT	
Section Level	390	410	430	460	480	ERW
	430	450	480	510	530	MATH

# SAT Suite of Assessments - Cross-Reference Guide



## Updated PSAT/NMSQT Dates

PSAT/NMSQT Dates	Deadlines and Ordering Details	Expected Student* Score Release
<b>October 14</b> (Wednesday) <b>October 17</b> (Saturday) <b>October 29</b> (Thursday)	<b>September 16:</b> Deadline for schools to order, reduce, or increase test booklets.	Early December 2020
<b>January 26, 2021</b> (Tuesday)— <b>New</b>	You'll receive an email when ordering opens in mid-October.	Mid-March 2021

# Important Reminders

Students may only take the PSAT/NMSQT once.

Test booklets sent for one test can't be used for a different test date.

School can choose from any of the October and January administrations to test their students.

There is no minimum for the number of students who can test on any of the administration dates.

[Flexible Order Information](#)

# College Board Updates

**Assessment Update:** No unused test fees

## COVID Updates

<https://pages.collegeboard.org/collegeboard-covid-19-updates>

## SAT Test Center Updates:

Find a Test Center: <https://collegereadiness.collegeboard.org/sat/register/find-test-centers>

Test Center Closures: <https://collegereadiness.collegeboard.org/sat/register/test-center-closings>

*Kenyatta Price Director*

*State & District Partnerships*

The College Board | Western Regional Office

[kprice@collegeboard.org](mailto:kprice@collegeboard.org)

# SAT (Saturday) Dates and Deadlines

SAT Test Date	Regular Registration Deadline	Late Registration Deadline
October 3, 2020	September 4, 2020	September 22, 2020
November 7, 2020	October 7, 2020	October 27, 2020
December 5, 2020	November 5, 2020	November 24, 2020



# School Day SAT

SAT Test Dates	Order Deadlines
March 3, 2021	January 8, 2021
March 24, 2021	January 29, 2021
April 13, 2021	February 12, 2021
April 27, 2021	February 26, 2021

# School Day SAT

SAT School Day Provides schools and districts a way to offer the SAT

School Day administration helps eliminate access issues and builds a college going culture on campus

SAT and SAT with Essay are available

Students may qualify for fee reduction



# Advanced Placement Exams - Spring 2020

Results are in and RCOE can assist with downloading performance reports.

RCOE can assist with performance analysis and staff presentations.

Instructional Planning Reports are **not available** this year.

Professional Development Idea - Calibrate 2020 exams across schools and districts. *Let us know if you would be interested.*

# Spring 2020 AP Exam Reports

## Roster and Student Reports

Teachers, school and district administrators have access to SUBJECT SCORE ROSTER reports.

Additionally, school and district administrators have access to:

- Student Datafile
- Organization Score Roster
- Student Score Report
- Scholar Roster

RCOE can provide College Board Roster and Student Reports for you upon request.

# Spring 2020 AP Reports (cont.)

## Summary Reports

Current Year Score Summary

Scholar Summary

Fiver Year Score Summary


District Summary by School

Summary by Student Demographics (Grade level, Race Ethnicity, Fee Reduction, Gender)

Equity And Excellence

Need training? RCOE CCR can provide school and district level support to help you access and analyze your AP Scores

Riverside  
County 2020  
AP Spring  
Testing  
Results  
by the  
Numbers



# 2020 AP Exam Spring Participation for Riverside County

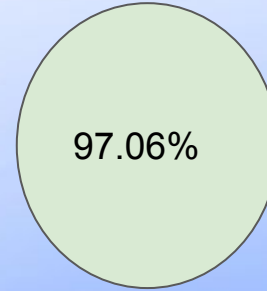
**81.64%**

Percent of  
Registered  
Students  
Participating in the  
Spring 2020 AP  
Exams.

**18.36%**

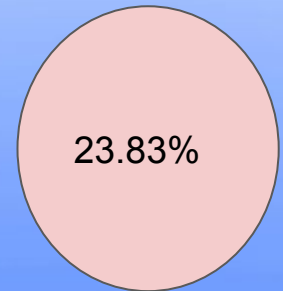
Percent of  
Registered  
Students who did  
not test.

## Range of Participation by School Site



Highest  
Participation

Lowest  
Participation



# 2021 AP Exam Registration

	<b>Description</b>	<b>Cost/exam</b>
<b>Fall Registration</b>	Exam ordered by November 13, 2020	\$95
<b>Late Registration</b>	Ordered Nov. 14 2020 - March 13, 2021	\$135 \$95 + \$40 late fee
<b>Unused/canceled exam</b>	No fees for unused exams or canceled exams ordered by November 13, 2020	

There is no risk having every AP student register for the exam before November 13, 2020 because, given this year's unusual circumstances, College Board will waive the \$40 per exam cancellation or unused exam fee for any student who decides not to test.

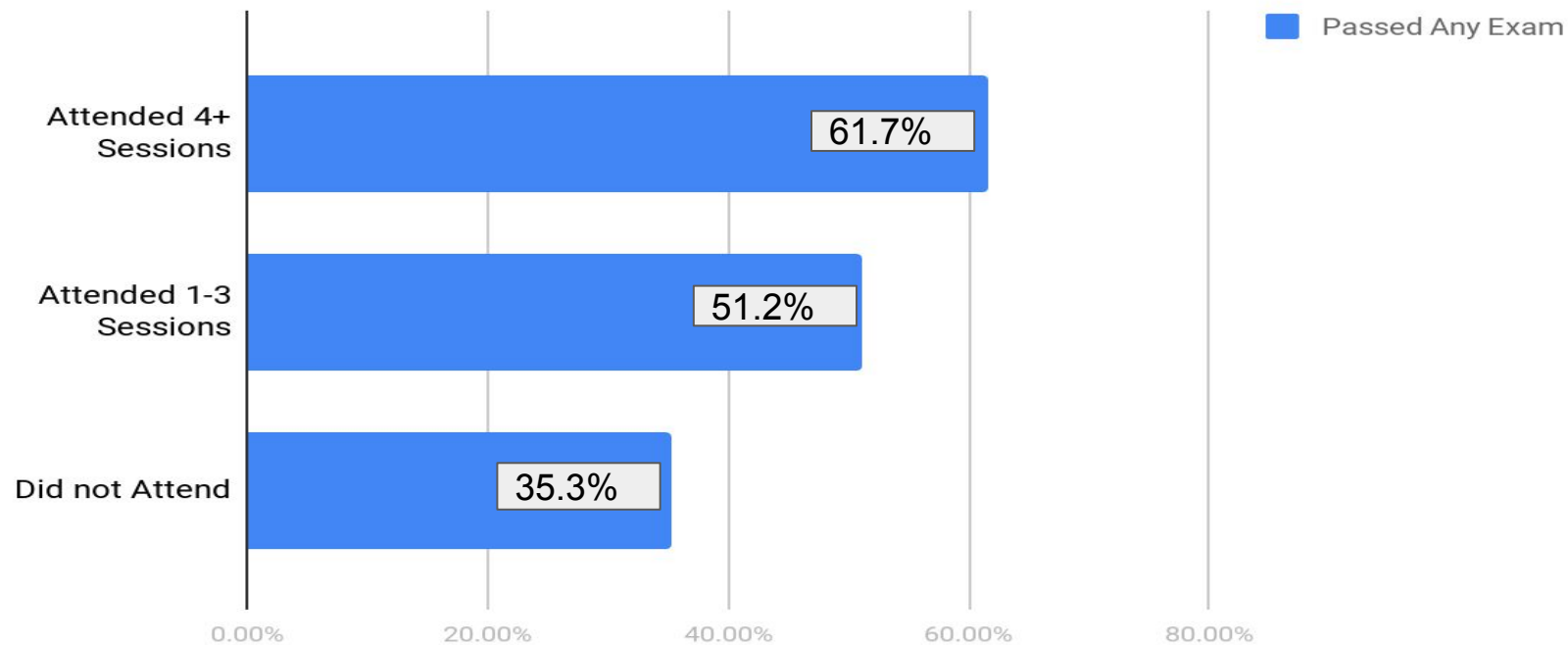


# 2020 AP Readiness Program Report

12,166	Number of students from AP Readiness Program participating schools who took an Exam in an AP Readiness subject area
4,301	Number of students passing the exam
35.4%	Percent of students earning a passing score
64.7%	Percent of students not earning a passing score

# AP Readiness Program

## Pass Rate



# 2020 AP Readiness Program Report

2,946	Number of student who participated in at least one AP Readiness session
1838	Number of students who attended 1 or more sessions and <b>took the AP exam</b>
53.9%	Percent of students who attended <b><u>1 or more sessions</u></b> and earned a passing score on the AP Exam
61%	Percent of students who attended <b><u>3 or more sessions</u></b> and earned a passing score on the AP Exam
65.5%	Percent of students who attended <b><u>6 or more sessions</u></b> and earned a passing score on the AP Exam



2020  
AP Readiness  
Program  
Report

Number of Sessions	Student Numbers	Passing Rate
1	739	49.4%
2	392	49.5%
3	237	59.5%
4	164	61.6%
5	135	57.0%
6	91	67.0%
7	51	66.7%
8	29	58.6%

## AP Readiness Program - By Number of Sessions Attended

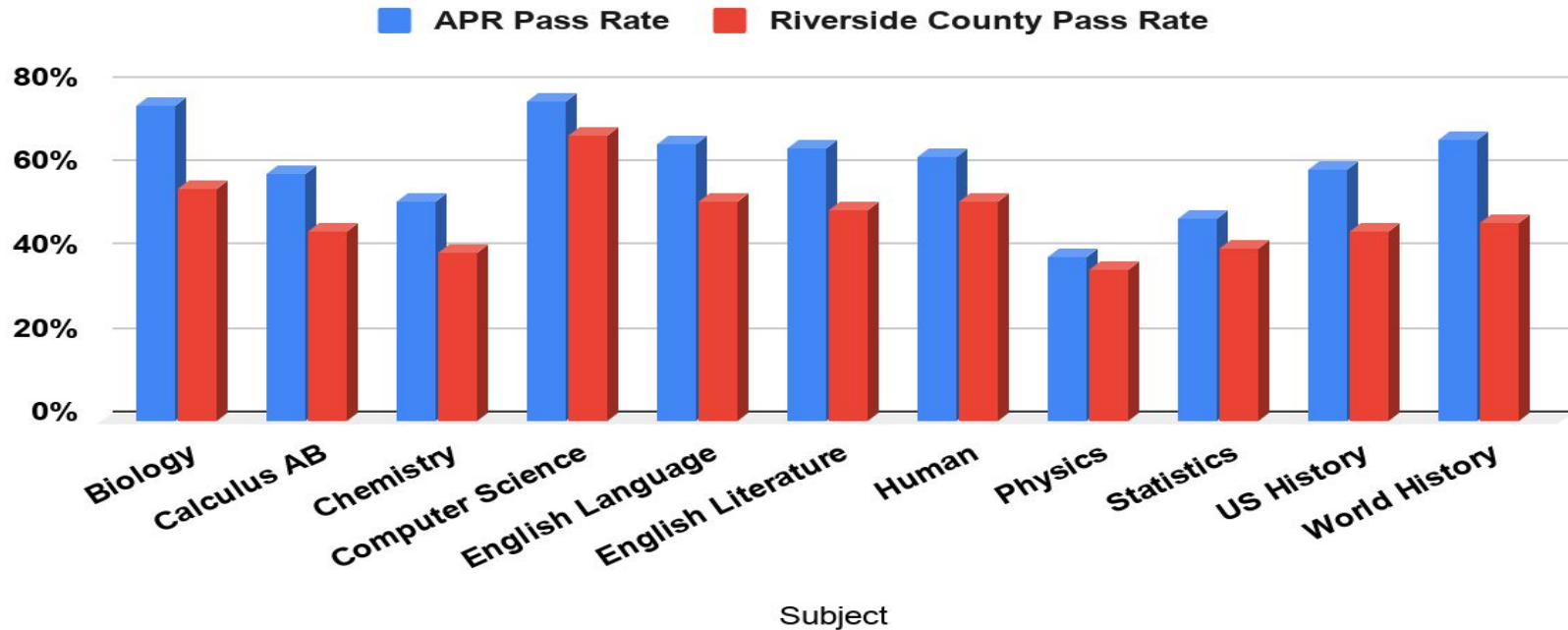
Sessions Attended	Students	Passed Exam	Pass Rate	Did not Pass Exam	Did not Pass Rate
1	739	365	49.4%	374	50.6%
2	392	194	49.5%	198	50.5%
3	237	141	59.5%	96	40.5%
4	164	101	61.6%	63	38.4%
5	135	77	57.0%	58	43.0%
6	91	61	67.0%	30	33.0%
7	51	34	66.7%	17	33.3%
8	29	17	58.6%	12	41.4%

# AP Readiness Program - Roll up Numbers

Sessions Attended	Students taking the Exam by number of sessions attended	Students Passing Exam by number of sessions attended	Pass Rate by number of sessions attended
1 or more sessions	1838	990	53.9%
2 or more sessions	1099	625	56.9%
3 or more sessions	707	431	61.0%
4 or more sessions	470	290	61.7%
5 or more sessions	306	189	61.8%
6 or more sessions	171	112	65.5%
7 or more sessions	80	51	63.8%
All 8 sessions	29	17	58.6%

# Students Attending 3+ sessions by Subject

## APR Pass Rate and Riverside County Pass Rate



## Counselor's Guide to Professional Development



# 2020-21 Counselor Professional Development

Available for download at [Collegeboard.org/counselors](https://collegeboard.org/counselors) in mid-August and at Counselor Workshops!

- College Board Counselor Workshops
- Fall into PSAT series
- Spring into the SAT series
- Counselor Webinar series
- E-learning modules



Important  
Announcement

# Counselor Recognition Program

Highlighting the work of  
innovative, results-oriented  
middle and high school  
counselors

Visit [Collegeboard.org/counselors](https://collegeboard.org/counselors) to  
nominate a school counselor by  
October 23, 2020



# Financial Aid Information and Resources

**1**

**Big Future**

<https://bigfuture.collegeboard.org/>

**2**

**Federal Student  
Aid sites**

<https://studentaid.gov>  
or <https://fafsa.gov>

**3**

**National  
Association of  
Student  
Financial Aid**

<https://www.nasfaa.org/>

**4**

**National College  
Attainment  
Network**

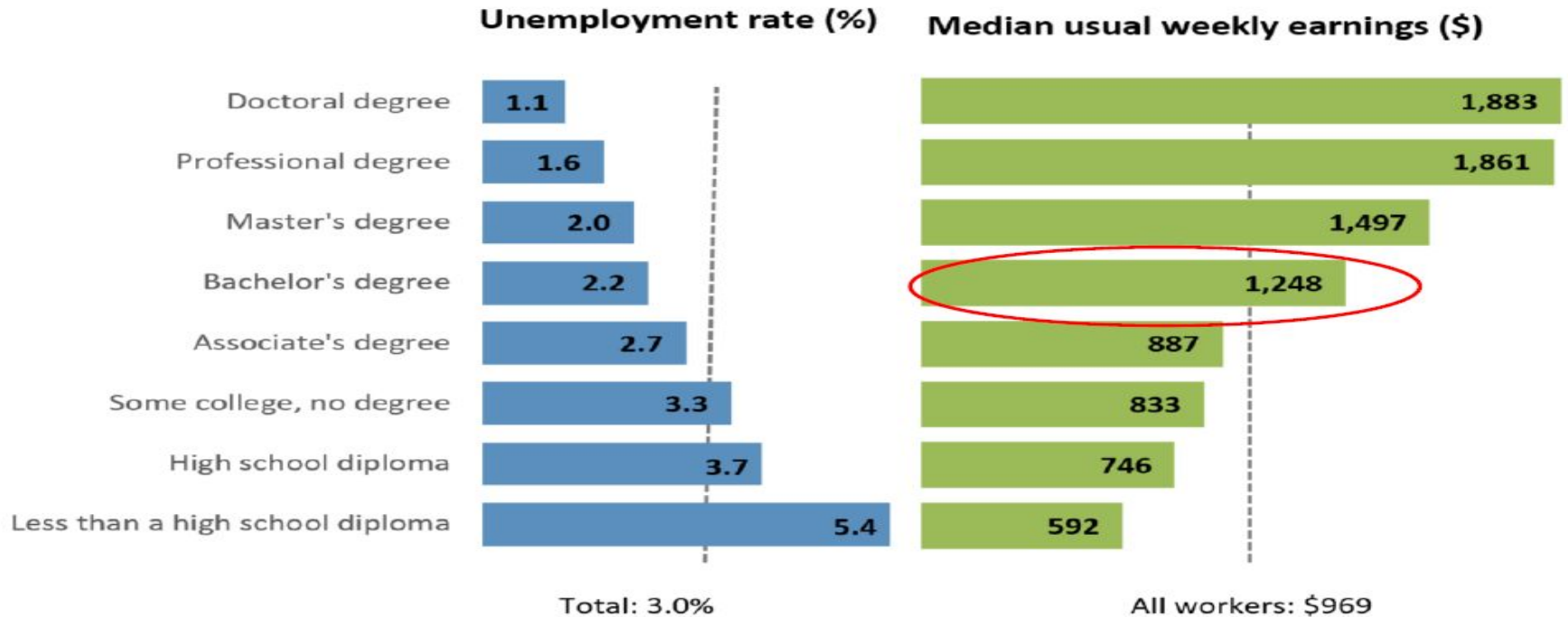
<https://www.ncan.org/>

# The Intersection of Academic and Finances

## Looking at College “match”

	<b>Academics</b>	<b>Finances</b>
<b>Reach School</b>	Test scores lower than average admit scores	Beyond family resources Reduced spending? Working too much? Significant borrowing?
<b>Match School</b>	Solid test scores (GPA and course lists when applying for test optional)	Meets family resources, some work, some borrowing.
<b>Safety School</b>	Test scores and GPA higher than average scores	Below family resources Save for Master’s Degree

# 2019 Unemployment rates and earnings by education level

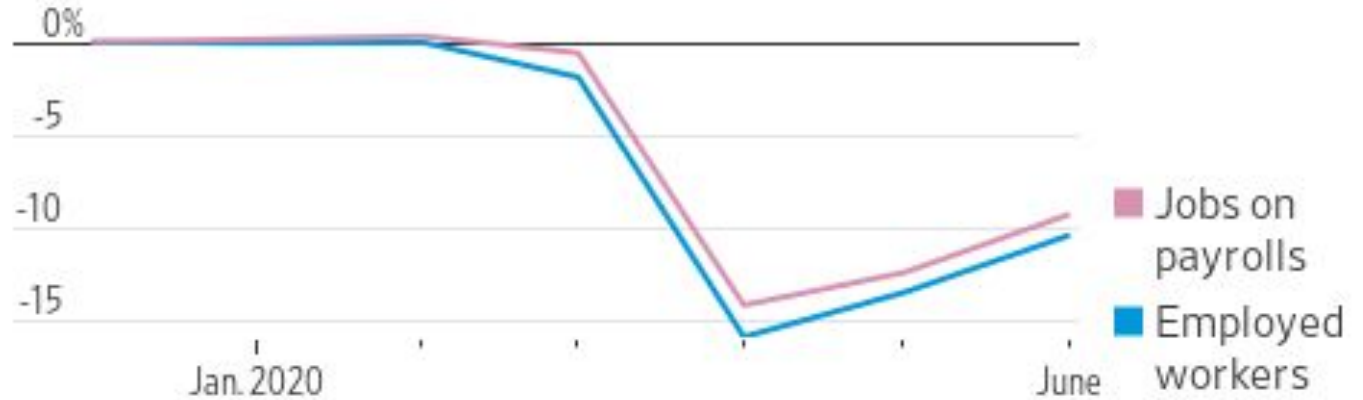


Note: Data are for persons age 25 and over. Earnings are for full-time wage and salary workers.  
Source: U.S. Bureau of Labor Statistics, Current Population Survey.

# What Jobs Were Hit Hardest by Coronavirus - and which have bounced back?

In the first half of 2020, we saw a decade's worth of employment gains wiped out in two months, and then about a third of the 21 million lost jobs recovered.

Change from December 2019



Note: Seasonally adjusted

Source: WSJ analysis of Labor Department data

# RCOE Grading Practices Forum 2020

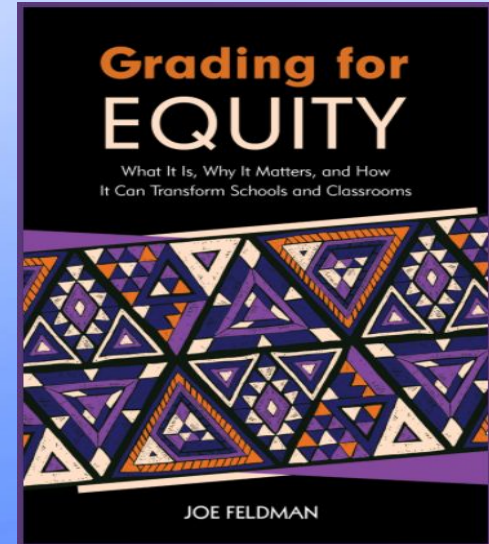
## Building Interest and Investment in Equitable Grading Practices

September 29th and October 13th / 3:30 pm - 5:30 pm

2 Sessions / 2 Hours per session

Cost \$49

- ❑ Introduction to equitable grading and example practices
- ❑ Evidence of the impact of equitable grading
- ❑ Grading during remote learning



# Thank You!

For more information or questions, please contact:

- ❑ Catalina Cifuentes, Executive Director, CCR

[ccifuentes@rcoe.us](mailto:ccifuentes@rcoe.us)

- ❑ Gil Compton, Director I, CCR

[gcompton@rcoe.us](mailto:gcompton@rcoe.us)